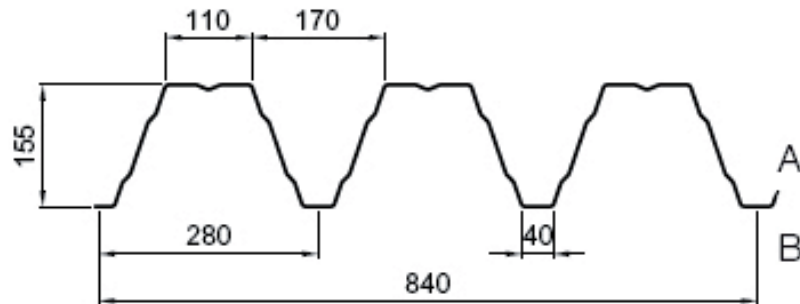
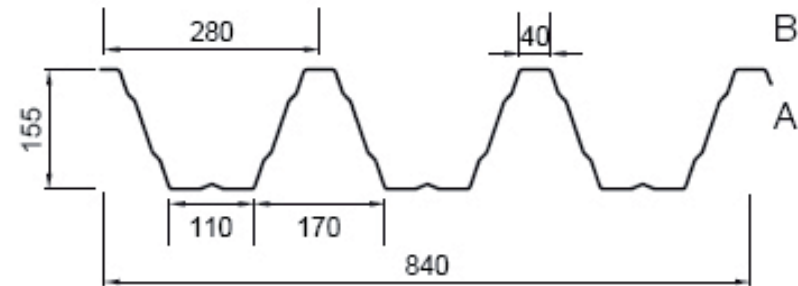



Trapezprofil 150 / 280

Positivlage



Negativlage



150 / 280	Trapezprofil	Blechstärke t / mm	Gewicht kg / m ²
 Max-Planck-Str. 22 59423 Unna Tel.: 02303 / 89077 Fax: 02303 / 89079 www.orco.de			
		0,75	10,8
		0,88	12,6
		1,00	14,3
		1,25	17,9
		1,50	21,5