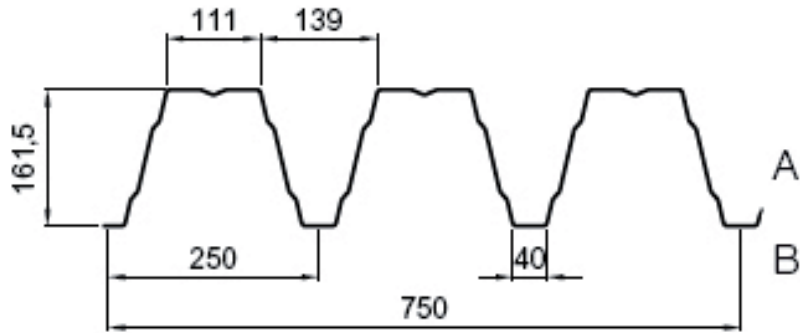
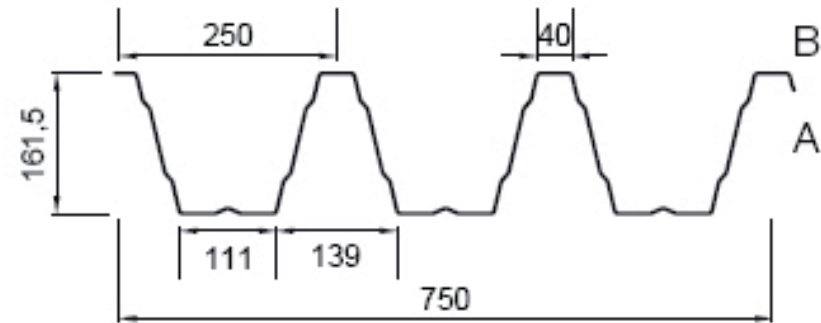



# Trapezprofil 165 / 250

## Positivlage



## Negativlage



165 / 250	Trapezprofil	Blechstärke t / mm	Gewicht kg / m <sup>2</sup>
 <b>TRAPEZBLECHE</b> <small>DACH-WANDPROFILE</small> Max-Planck-Str. 22 59423 Unna Tel.: 02303 / 89077 Fax: 02303 / 89079 www.orco.de			
		0,75	12,0
		0,88	14,1
		1,00	16,0
		1,25	20,0
		1,50	24,0