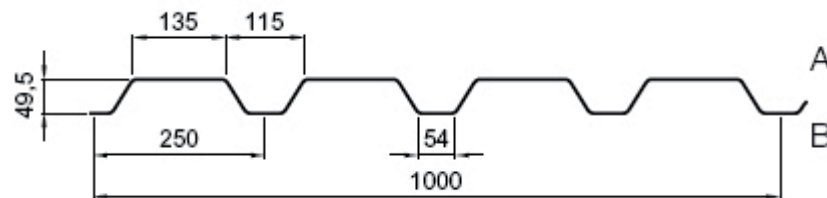
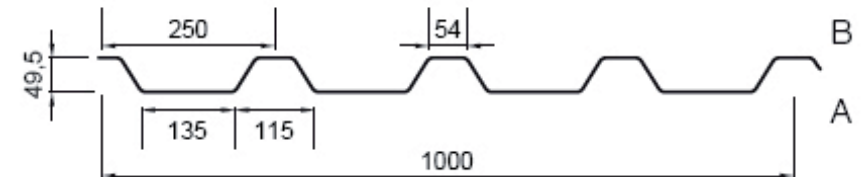



# Trapezprofil 50 / 250

## Positivlage



## Negativlage



50 / 250	Trapezprofil	Blechstärke t / mm	Gewicht kg / m <sup>2</sup>
 <b>TRAPEZBLECHE</b> <small>DACH-WANDPROFILE</small> Max-Planck-Str. 22 59423 Unna Tel.: 02303 / 89077 Fax: 02303 / 89079 www.orco.de		0,63	6,3
		0,75	7,5
		0,88	8,8
		1,00	10,0
		1,25	12,4
		1,50	14,9